

# Ohio Covid-19 Statistics - Notes

03/31/2022

## Updates Have Ended - The last update is March 31, 2022

---

1. These statistics are gathered from the Ohio Coronavirus Site (<https://coronavirus.ohio.gov>) on a daily basis. These statistics are generally updated at 2:00 PM local time. Sometimes the updates are delayed. Sometimes I'm delayed for various reasons. Be assured that I will post them as soon as they are available and I can get to them.
2. Although statistics for the 'CDC Expanded' definitions are now available, this was not always the case. Ohio confirmed cases numbers are used as they are consistently available across the entire reporting period.
3. Keep in mind that these are reported statistics for cases and probably do not reflect actual reality. It is not unusual for cases that present no symptoms to go unreported. It's also not unusual for mild cases to go unreported. I have seen estimates as extreme as 50 to 1 underreported in the early days of the pandemic. I'm seeing estimates of between 10 to 1 and 2 to 1 for current reporting.
4. This data is provided on a best effort basis and there are no guarantees. I do try to make sure everything looks correct but there may be times when I get something wrong.
5. The first chart, showing a graphic of cases and hospitalizations, now scales from the first data to the end of June 2021. The horizontal scale is adjusted as needed.
6. Note that the second chart is log-log scale. If you are not familiar with this style of chart it may seem a bit confusing. The big advantage for this type of chart is that when the statistics are falling off to zero you will see a sharp downturn of the chart at the right side. This is the desired state of things and when it happens we can all cheer for the end of this thing. The opposite, a sharp upturn, is **BAD**.
7. From November 16 through December 8 there were thousands of reports not processed. These were antibody tests and were not included in the confirmed cases category. These cases are now reported but not in the confirmed cases category which I use.
8. A new chart was added to show new case count and hospitalization count with a 7 day average. All available data is presented.
9. No data was posted for 11/26/20, 12/25/20, 01/01/21, 04/04/21, 05/31/21, 07/04/21, 08/24/21(\*), 11/25/21, 12/25/21, 01/01/22, or 02/26/22(\*). The values for those days are an average of the previous and following day.
10. Death statistics posted on February 11-13, 2021 reflect corrections to underreported data and are correspondingly **VERY HIGH**.
11. Beginning on March 2, 2021 death statistics are changed to show *only verified mortality data*. *This information is not available daily and is updated approximately twice per week as data is received*. **This represents a completely different reporting scheme and the data is no longer comparable to previous data. Charts using this data have been removed.**
12. In 2021 the reporting for the week following Thanksgiving is, to put it kindly, poor. This causes the numbers in that week to be significantly underreported giving a false view of what happened at that time. Reporting for Christmas weekend was also poor.
13. On January 14 through January 16, 2022, the State of Ohio is including some cases that should have been reported earlier. This skews the case numbers rather dramatically upwards.
13. Beginning March 14, 2022 statistics will only be available once a week on Thursday. Updates to these charts will only be posted on Thursday until the end of March and will show a straight line approximation between weeks.
14. More, and interesting, information can be found at the following web sites:

<https://www.worldometers.info/coronavirus/#countries>

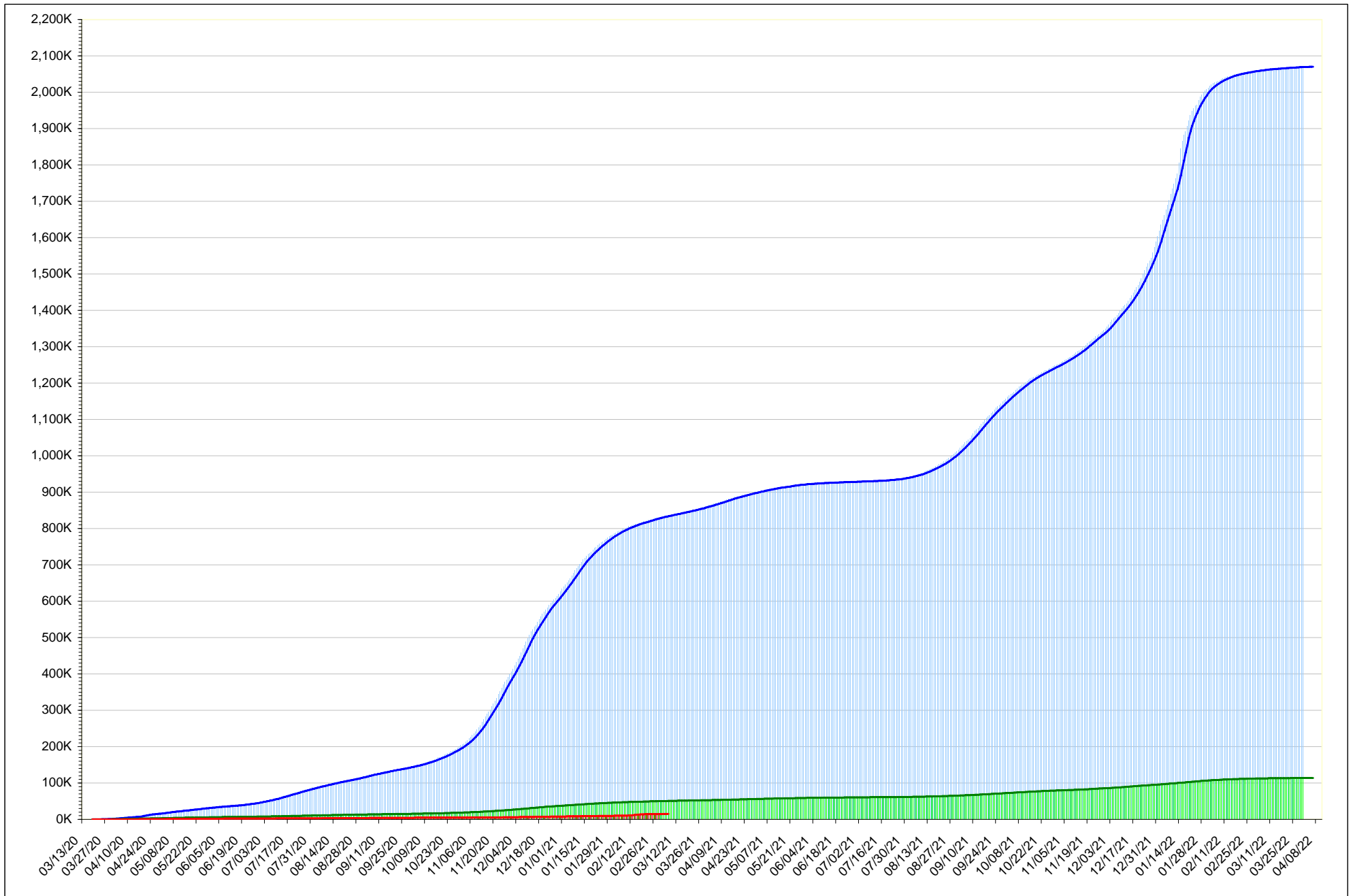
<https://covid19.healthdata.org/united-states-of-america?view=total-deaths&tab=trend>

<https://covid.cdc.gov/covid-data-tracker>

\* - Not a holiday but a day I just missed it.

# Ohio COVID-19 Statistics

03/31/2022

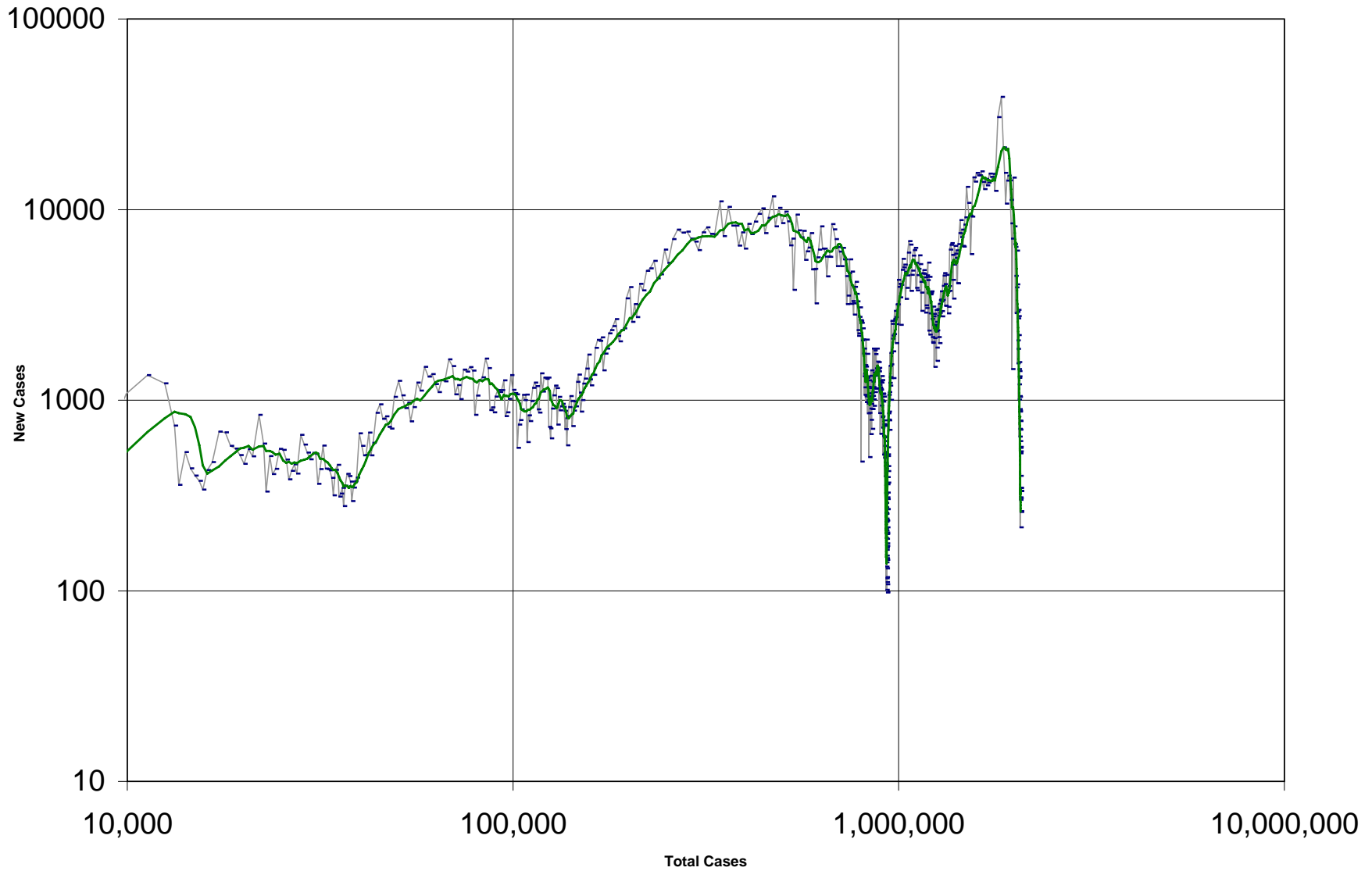


Hospitalizations (113869)

Cases (2070097)

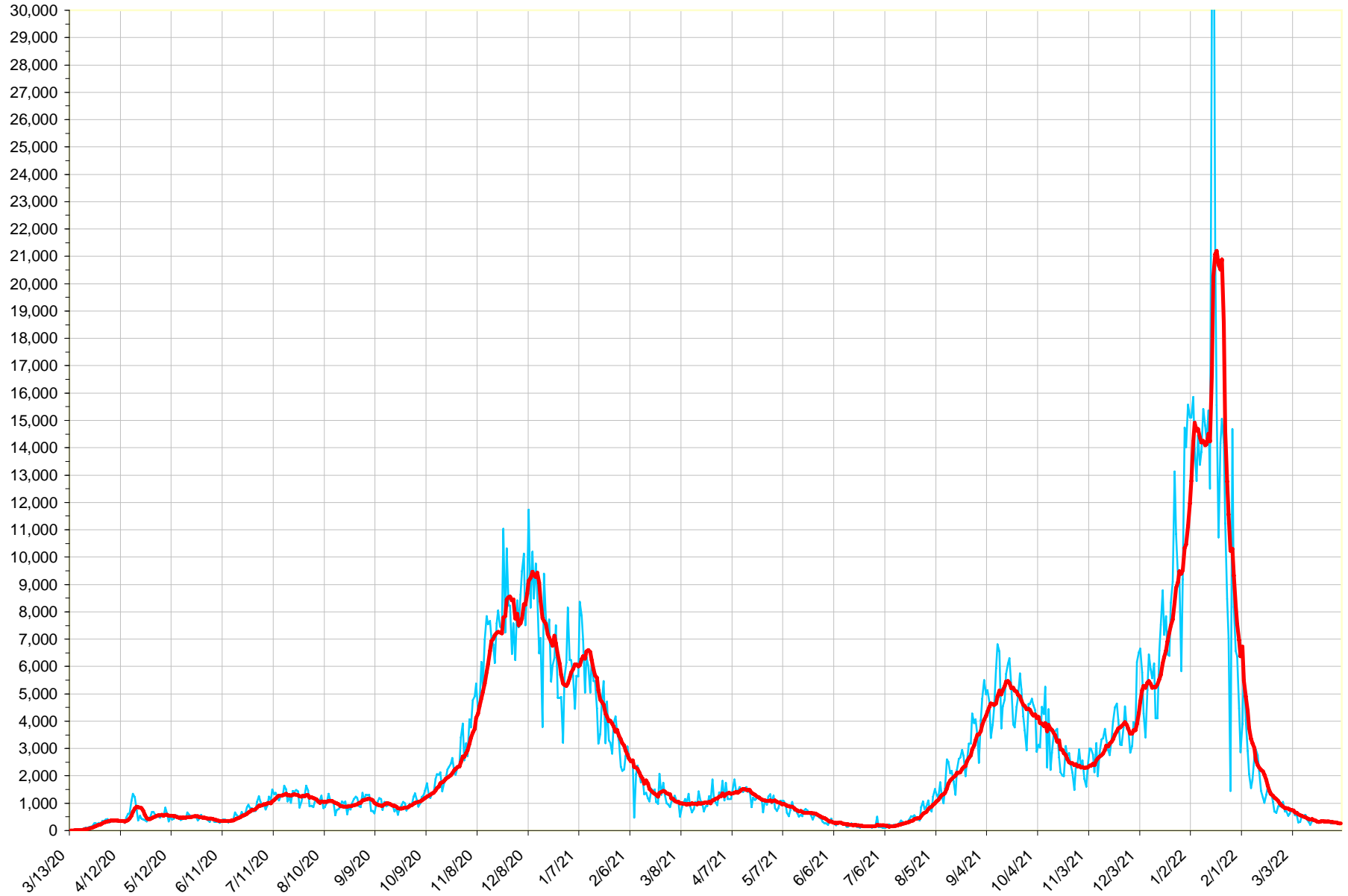
All trend lines are third order polynomials which can take a negative turn (usually Cases). This is not actually possible for this data.

### New Cases vs. Total Cases

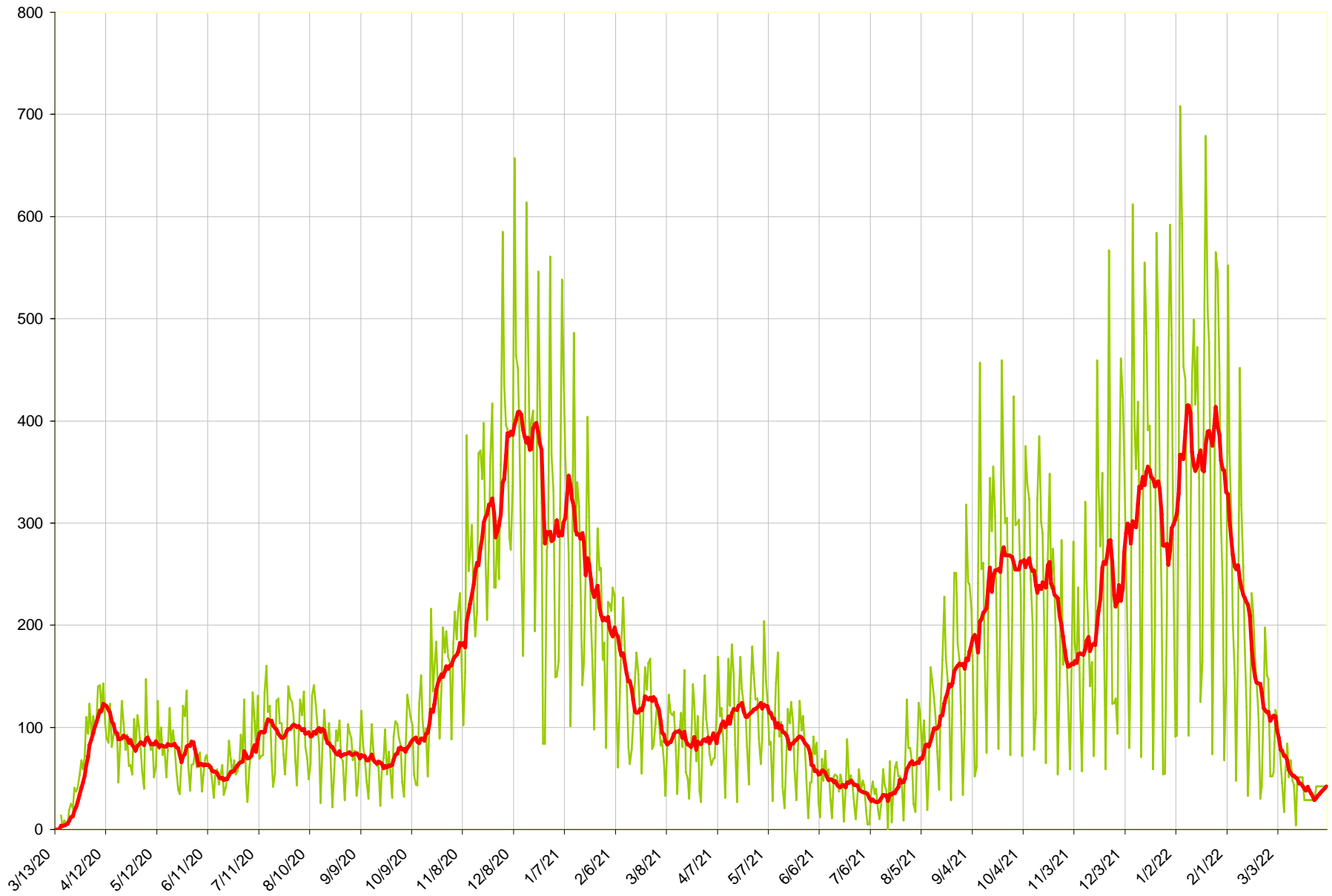


**Note:** Both scales are logarithmic. When you see the right side of the plot (trend line) start to drop towards zero you will know that things are getting better. The trend line is a 7 day moving average. Thanks to minutephysics on YouTube for suggesting the format of this plot.

Cases Per Day (with 7 day average)



### Hospitalizations Per Day (with 7 day average)



# Ohio COVID-19 Statistics

03/31/2022

Date	Cases	New	Deaths	New	Hosp	New
03/13/20	13	0	0		0	
03/14/20	26	13	0		0	
03/15/20	37	11	0		0	
03/16/20	50	13	0		14	14
03/17/20	67	17	0		17	3
03/18/20	88	21	0		26	9
03/19/20	119	31	0		33	7
03/20/20	169	50	1	1	39	6
03/21/20	247	78	3	2	58	19
03/22/20	351	104	3	0	83	25
03/23/20	442	91	6	3	104	21
03/24/20	564	122	8	2	145	41
03/25/20	704	140	10	2	182	37
03/26/20	867	163	15	5	223	41
03/27/20	1137	270	19	4	276	53
03/28/20	1406	269	25	6	344	68
03/29/20	1653	247	29	4	403	59
03/30/20	1933	280	39	10	475	72
03/31/20	2199	266	55	16	585	110
04/01/20	2547	348	65	10	679	94
04/02/20	2902	355	81	16	802	123
04/03/20	3312	410	91	10	895	93
04/04/20	3739	427	102	11	1006	111
04/05/20	4043	304	119	17	1104	98
04/06/20	4450	407	142	23	1214	110
04/07/20	4782	332	167	25	1354	140
04/08/20	5148	366	193	26	1495	141
04/09/20	5512	364	213	20	1612	117
04/10/20	5836	324	227	14	1755	143
04/11/20	6187	351	242	15	1859	104
04/12/20	6518	331	248	6	1948	89
04/13/20	6881	363	268	20	2033	85
04/14/20	7153	272	309	41	2156	123
04/15/20	7628	475	346	37	2237	81
04/16/20	8239	611	373	27	2331	94
04/17/20	8858	619	401	28	2424	93
04/18/20	9939	1081	434	33	2519	95
04/19/20	11292	1353	453	19	2565	46
04/20/20	12516	1224	491	38	2653	88
04/21/20	13250	734	538	47	2779	126
04/22/20	13609	359	584	46	2882	103
04/23/20	14142	533	618	34	2960	78
04/24/20	14581	439	649	31	3053	93
04/25/20	14983	402	671	22	3115	62
04/26/20	15360	377	687	16	3178	63
04/27/20	15699	339	712	25	3232	54
04/28/20	16128	429	757	45	3340	108
04/29/20	16601	473	856	99	3421	81
04/30/20	17285	684	898	42	3533	112
05/01/20	17962	677	922	24	3634	101
05/02/20	18537	575	940	18	3712	78
05/03/20	19094	557	957	17	3769	57
05/04/20	19609	515	975	18	3809	40
05/05/20	20072	463	1038	63	3956	147
05/06/20	20625	553	1114	76	4052	96
05/07/20	21132	507	1153	39	4140	88
05/08/20	21969	837	1185	32	4218	78
05/09/20	22560	591	1214	29	4300	82
05/10/20	22891	331	1220	6	4351	51
05/11/20	23400	509	1236	16	4413	62
05/12/20	23809	409	1303	67	4539	126
05/13/20	24245	436	1347	44	4618	79
05/14/20	24800	555	1388	41	4718	100

Date	Cases	New	Deaths	New	Hosp	New
05/15/20	25349	549	1431	43	4791	73
05/16/20	25836	487	1457	26	4870	79
05/17/20	26220	384	1472	15	4921	51
05/18/20	26646	426	1504	32	4998	77
05/19/20	27106	460	1556	52	5117	119
05/20/20	27517	411	1603	47	5198	81
05/21/20	28174	657	1653	50	5295	97
05/22/20	28758	584	1691	38	5379	84
05/23/20	29288	530	1756	65	5437	58
05/24/20	29777	489	1769	13	5476	39
05/25/20	30305	528	1788	19	5511	35
05/26/20	30827	522	1803	15	5579	68
05/27/20	31191	364	1842	39	5700	121
05/28/20	31625	434	1888	46	5811	111
05/29/20	32202	577	1921	33	5947	136
05/30/20	32639	437	1938	17	6011	64
05/31/20	33073	434	1944	6	6049	38
06/01/20	33501	428	1993	49	6112	63
06/02/20	33892	391	2041	48	6176	64
06/03/20	34208	316	2080	39	6251	75
06/04/20	34639	431	2117	37	6312	61
06/05/20	35096	457	2135	18	6385	73
06/06/20	35408	312	2148	13	6460	75
06/07/20	35731	323	2155	7	6497	37
06/08/20	36077	346	2177	22	6550	53
06/09/20	36355	278	2196	19	6620	70
06/10/20	36710	355	2231	35	6693	73
06/11/20	37120	410	2263	32	6753	60
06/12/20	37519	399	2280	17	6814	61
06/13/20	37893	374	2324	44	6864	50
06/14/20	38188	295	2327	3	6895	31
06/15/20	38536	348	2342	15	6948	53
06/16/20	38911	375	2362	20	7007	59
06/17/20	39303	392	2377	15	7051	44
06/18/20	39973	670	2401	24	7104	53
06/19/20	40549	576	2430	29	7167	63
06/20/20	41062	513	2460	30	7201	34
06/21/20	41578	516	2463	3	7242	41
06/22/20	42254	676	2467	4	7292	50
06/23/20	42767	513	2497	30	7379	87
06/24/20	43363	596	2516	19	7447	68
06/25/20	44221	858	2530	14	7502	55
06/26/20	45172	951	2545	15	7570	68
06/27/20	45969	797	2561	16	7624	54
06/28/20	46790	821	2564	3	7681	57
06/29/20	47514	724	2575	11	7746	65
06/30/20	48222	708	2615	40	7839	93
07/01/20	49263	1041	2626	11	7911	72
07/02/20	50523	1260	2653	27	8038	127
07/03/20	51581	1058	2653	0	8084	46
07/04/20	52488	907	2657	4	8111	27
07/05/20	53458	970	2661	4	8172	61
07/06/20	54232	774	2677	16	8249	77
07/07/20	55150	918	2718	41	8383	134
07/08/20	56384	1234	2737	19	8489	106
07/09/20	57506	1122	2749	12	8570	81
07/10/20	59000	1494	2776	27	8701	131
07/11/20	60328	1328	2780	4	8770	69
07/12/20	61699	1371	2801	21	8842	72
07/13/20	62913	1214	2807	6	8915	73
07/14/20	64013	1100	2813	6	9049	134
07/15/20	65287	1274	2819	6	9209	160
07/16/20	66540	1253	2849	30	9324	115

Date	Cases	New	Deaths	New	Hosp	New
07/17/20	68175	1635	2858	9	9445	121
07/18/20	69684	1509	2875	17	9513	68
07/19/20	70755	1071	2916	41	9555	42
07/20/20	71952	1197	2931	15	9610	55
07/21/20	72963	1011	2959	28	9736	126
07/22/20	74409	1446	2976	17	9864	128
07/23/20	75819	1410	2997	21	9968	104
07/24/20	77309	1490	3039	42	10072	104
07/25/20	78735	1426	3039	0	10145	73
07/26/20	79573	838	3049	10	10199	54
07/27/20	80628	1055	3082	33	10285	86
07/28/20	81896	1268	3118	36	10425	140
07/29/20	83213	1317	3156	38	10553	128
07/30/20	84862	1649	3177	21	10678	125
07/31/20	86333	1471	3222	45	10790	112
08/01/20	87218	885	3246	24	10857	67
08/02/20	88134	916	3261	15	10900	43
08/03/20	88997	863	3271	10	10992	92
08/04/20	90041	1044	3301	30	11119	127
08/05/20	91171	1130	3326	25	11231	112
08/06/20	92273	1102	3348	22	11366	135
08/07/20	93402	1129	3381	33	11447	81
08/08/20	94671	1269	3396	15	11516	69
08/09/20	95496	825	3397	1	11565	49
08/10/20	96358	862	3405	8	11629	64
08/11/20	97373	1015	3435	30	11760	131
08/12/20	98725	1352	3460	25	11901	141
08/13/20	99856	1131	3481	21	12023	122
08/14/20	100945	1089	3510	29	12128	105
08/15/20	102016	1071	3546	36	12210	82
08/16/20	102577	561	3548	2	12236	26
08/17/20	103270	743	3554	6	12319	83
08/18/20	104105	785	3592	38	12436	117
08/19/20	104999	894	3627	35	12529	93
08/20/20	106063	1064	3650	23	12615	86
08/21/20	107064	1001	3675	25	12719	104
08/22/20	108133	1069	3694	19	12778	59
08/23/20	108735	602	3697	3	12800	22
08/24/20	109566	831	3705	8	12859	59
08/25/20	110343	777	3716	11	12956	97
08/26/20	111331	988	3761	45	13043	87
08/27/20	112489	1158	3791	30	13150	107
08/28/20	113725	1236	3819	28	13221	71
08/29/20	114911	1186	3842	23	13288	67
08/30/20	115806	895	3844	2	13317	29
08/31/20	116686	860	3854	10	13376	59
09/01/20	118048	1382	3879	25	13479	103
09/02/20	119157	1109	3890	11	13574	95
09/03/20	120471	1314	3939	49	13663	89
09/04/20	121765	1294	3962	23	13731	68
09/05/20	123079	1314	3969	7	13808	77
09/06/20	123803	724	3972			

Ohio COVID-19 Statistics

03/31/2022

Date	Cases	New	Deaths	New	Hosp	New
11/20/20	318151	8048	5578	56	23958	398
11/21/20	325611	7460	5602	24	24218	260
11/22/20	333020	7409	5612	10	24423	205
11/23/20	344054	11034	5635	23	24705	282
11/24/20	351304	7250	5728	93	25069	364
11/25/20	361623	10319	5869	141	25486	417
11/26/20	369852	8229	5900	31	25723	237
11/27/20	378082	8230	5932	32	25960	237
11/28/20	384544	6462	5963	31	26262	302
11/29/20	392129	7585	5979	16	26507	245
11/30/20	398371	6242	6009	30	26864	357
12/01/20	406780	8409	6111	102	27449	585
12/02/20	414215	7435	6224	113	27885	436
12/03/20	422848	8633	6304	80	28281	396
12/04/20	432324	9476	6431	127	28673	392
12/05/20	442459	10135	6475	44	28959	286
12/06/20	449967	7508	6488	13	29233	274
12/07/20	458993	9026	6544	56	29569	336
12/08/20	470721	11728	6601	57	30226	657
12/09/20	478879	8158	6675	74	30690	464
12/10/20	489078	10199	6772	97	31142	452
12/11/20	497565	8487	6864	92	31536	394
12/12/20	507325	9760	6911	47	31803	267
12/13/20	515991	8666	6923	12	31973	170
12/14/20	522467	6476	6972	49	32264	291
12/15/20	529508	7041	7054	82	32878	614
12/16/20	533299	3791	7141	87	33375	497
12/17/20	542686	9387	7241	100	33745	370
12/18/20	550468	7782	7298	57	34143	398
12/19/20	557616	7148	7352	54	34553	410
12/20/20	565329	7713	7364	12	34747	194
12/21/20	570774	5445	7423	59	35048	301
12/22/20	576802	6028	7530	107	35594	546
12/23/20	583118	6316	7613	83	36025	431
12/24/20	590630	7512	7687	74	36345	320
12/25/20	595480	4850	7695	8	36429	84
12/26/20	600330	4850	7704	9	36513	84
12/27/20	605214	4884	7732	28	36786	273
12/28/20	608429	3215	7791	59	37075	289
12/29/20	614031	5602	7903	112	37636	561
12/30/20	620181	6150	8009	106	38002	366
12/31/20	628336	8155	8112	103	38334	332
01/01/21	634574	6238	8133	21	38483	149
01/02/21	640812	6238	8154	21	38633	150
01/03/21	646474	5662	8199	45	38798	165
01/04/21	650929	4455	8262	63	39112	314
01/05/21	656581	5652	8352	90	39650	538
01/06/21	662217	5636	8443	91	40104	454
01/07/21	670586	8369	8522	79	40469	365
01/08/21	678441	7855	8589	67	40787	318
01/09/21	685423	6982	8639	50	41057	270
01/10/21	690473	5050	8666	27	41158	101
01/11/21	696826	6353	8730	64	41377	219
01/12/21	702846	6020	8805	75	41863	486
01/13/21	707885	5039	8874	69	42151	288
01/14/21	714168	6283	8974	100	42491	340
01/15/21	719642	5474	9030	56	42807	316
01/16/21	725111	5469	9080	50	43048	241
01/17/21	729578	4467	9132	52	43189	141
01/18/21	732762	3184	9205	73	43351	162
01/19/21	736291	3529	9252	47	43605	254
01/20/21	740926	4635	9313	61	44009	404

Date	Cases	New	Deaths	New	Hosp	New
01/21/21	746398	5472	9402	89	44315	306
01/22/21	749592	3194	9464	62	44519	204
01/23/21	754315	4723	9532	68	44685	166
01/24/21	757622	3307	9555	23	44783	98
01/25/21	760837	3215	9602	47	44981	198
01/26/21	763650	2813	9678	76	45276	295
01/27/21	767576	3926	9737	59	45530	254
01/28/21	771743	4167	9803	66	45786	256
01/29/21	775353	3610	9861	58	45952	166
01/30/21	778650	3297	9907	46	46135	183
01/31/21	780982	2332	9955	48	46215	80
02/01/21	783158	2176	10000	45	46438	223
02/02/21	785395	2237	10084	84	46659	221
02/03/21	788126	2731	10167	83	46873	214
02/04/21	791191	3065	10225	58	47110	237
02/05/21	793822	2631	10270	45	47338	228
02/06/21	796430	2608	10344	74	47477	139
02/07/21	798969	2539	10351	7	47538	61
02/08/21	799445	476	10384	33	47672	134
02/09/21	801505	2060	10468	84	47853	181
02/10/21	803885	2380	10522	54	48080	227
02/11/21	805971	2086	11104	582	48260	180
02/12/21	807727	1756	13005	1901	48411	151
02/13/21	809589	1862	13898	893	48492	81
02/14/21	810922	1333	13904	6	48556	64
02/15/21	812300	1378	13945	41	48635	79
02/16/21	813465	1165	14000	55	48739	104
02/17/21	814532	1067	14046	46	48888	149
02/18/21	816057	1525	14132	86	49061	173
02/19/21	817493	1436	14204	72	49213	152
02/20/21	818994	1501	14248	44	49317	104
02/21/21	820039	1045	14301	53	49372	55
02/22/21	821016	977	14351	50	49492	120
02/23/21	823091	2075	14430	79	49651	159
02/24/21	824401	1310	14500	70	49788	137
02/25/21	826149	1748	14573	73	49951	163
02/26/21	827473	1324	14621	48	50118	167
02/27/21	828470	997	14660	39	50197	79
02/28/21	829430	960	14709	49	50279	82
03/01/21	830282	852	14752	43	50382	103
03/02/21	831329	1047			50503	121
03/03/21	832502	1173			50613	110
03/04/21	833772	1270			50695	82
03/05/21	834857	1085			50782	87
03/06/21	835856	999			50848	66
03/07/21	836358	502			50881	33
03/08/21	837216	858			50965	84
03/09/21	838235	1019			51097	132
03/10/21	839391	1156			51211	114
03/11/21	840382	991			51323	112
03/12/21	841724	1342			51438	115
03/13/21	842626	902			51516	78
03/14/21	843289	663			51551	35
03/15/21	844076	787			51642	91
03/16/21	845116	1040			51756	114
03/17/21	846071	955			51837	81
03/18/21	847505	1434			51993	156
03/19/21	848594	1089			52049	56
03/20/21	849645	1051			52099	50
03/21/21	850351	706			52129	30
03/22/21	851248	897			52207	78
03/23/21	852146	898			52349	142

Current Data  
And Prior Data  
Are Not  
Compatible

Date	Cases	New	Deaths	New	Hosp	New
03/24/21	853398	1252			52472	123
03/25/21	854450	1052			52539	67
03/26/21	856310	1860			52650	111
03/27/21	857480	1170			52687	37
03/28/21	858489	1009			52714	27
03/29/21	859423	934			52817	103
03/30/21	860817	1394			52968	151
03/31/21	862156	1339			53076	108
04/01/21	863980	1824			53169	93
04/02/21	865081	1101			53243	74
04/03/21	866822	1741			53306	63
04/04/21	867973	1151			53375	69
04/05/21	869125	1152			53445	70
04/06/21	870273	1148			53561	116
04/07/21	871741	1468			53730	169
04/08/21	873606	1865			53841	111
04/09/21	874977	1371			53960	119
04/10/21	876418	1441			54047	87
04/11/21	878012	1594			54078	31
04/12/21	879480	1468			54167	89
04/13/21	880898	1418			54334	167
04/14/21	882363	1465			54455	121
04/15/21	883946	1583			54636	181
04/16/21	885361	1415			54787	151
04/17/21	886836	1475			54870	83
04/18/21	887690	854			54897	27
04/19/21	888894	1204			55016	119
04/20/21	890013	1119			55185	169
04/21/21	891181	1168			55323	138
04/22/21	892447	1266			55446	123
04/23/21	893695	1248			55560	114
04/24/21	894839	1144			55641	81
04/25/21	895504	665			55685	44
04/26/21	896637	1133			55813	128
04/27/21	897574	937			55992	179
04/28/21	898811	1237			56145	153
04/29/21	900146	1335			56272	127
04/30/21	901143	997			56400	128
05/01/21	902415	1272			56489	89
05/02/21	903229	814			56553	64
05/03/21	903946	717			56642	89
05/04/21	904769	823			56846	204
05/05/21	905847	1078			56991	145
05/06/21	906928	1081			57118	127
05/07/21	908008	1080			57201	83
05/08/21	909090	982			57287	86
05/09/21	909637	647			57315	28
05/10/21	910154	517			57402	87
05/11/21	910900	746			57545	143
05/12/21	911944	1044			57718	173
05/13/21						

Ohio COVID-19 Statistics

03/31/2022

Date	Cases	New	Deaths	New	Hosp	New	Date	Cases	New	Deaths	New	Hosp	New	Date	Cases	New	Deaths	New	Hosp	New	Date	Cases	New	Deaths	New	Hosp	New	
07/26/21	936363	369			61546	59	09/26/21	1140655	3665			71856	73	11/27/21	1338238	2855			85600	128	01/28/22	1994049	6573			106919	303	
07/27/21	937216	853			61673	127	09/27/21	1143591	2936			72061	205	11/28/21	1341323	3085			85694	94	01/29/22	2000416	6367			107151	232	
07/28/21	938283	1067			61753	80	09/28/21	1148212	4621			72485	424	11/29/21	1345285	3962			85992	298	01/30/22	2004895	4479			107219	68	
07/29/21	939072	789			61833	80	09/29/21	1152833	4621			72783	298	11/30/21	1349022	3737			86453	461	01/31/22	2007752	2857			107370	151	
07/30/21	939941	869			61897	64	09/30/21	1157644	4811			73083	300	12/01/21	1355180	6158			86878	425	02/01/22	2011650	3898			107922	552	
07/31/21	941042	1101			61922	25	10/01/21	1162233	4589			73386	303	12/02/21	1361695	6515			87244	366	02/02/22	2017735	6085			108291	369	
08/01/21	941825	783			61939	17	10/02/21	1166642	4409			73619	233	12/03/21	1368351	6656			87504	260	02/03/22	2021787	4052			108598	307	
08/02/21	942523	698			62005	66	10/03/21	1169519	2877			73691	72	12/04/21	1374136	5785			87696	192	02/04/22	2024695	2908			108801	203	
08/03/21	943756	1233			62129	124	10/04/21	1172660	3141			73908	217	12/05/21	1378415	4279			87776	80	02/05/22	2026754	2059			108954	153	
08/04/21	945267	1511			62242	113	10/05/21	1175695	3035			74283	375	12/06/21	1381818	3403			87953	177	02/06/22	2028313	1559			109002	48	
08/05/21	946587	1320			62318	76	10/06/21	1180209	4514			74620	337	12/07/21	1386954	5136			88565	612	02/07/22	2030168	1855			109181	179	
08/06/21	947777	1190			62425	107	10/07/21	1184470	4261			74943	323	12/08/21	1393403	6449			88960	395	02/08/22	2032849	2681			109633	452	
08/07/21	949547	1770			62501	76	10/08/21	1189731	5261			75188	245	12/09/21	1399280	5877			89313	353	02/09/22	2035823	2974			109951	318	
08/08/21	950851	1304			62520	19	10/09/21	1192043	2312			75389	201	12/10/21	1404853	5573			89732	419	02/10/22	2038579	2756			110208	257	
08/09/21	951854	1003			62575	55	10/10/21	1196474	4431			75467	78	12/11/21	1410961	6108			90045	313	02/11/22	2040769	2190			110391	183	
08/10/21	953396	1542			62734	159	10/11/21	1198683	2209			75581	114	12/12/21	1415072	4111			90116	71	02/12/22	2042224	1455			110511	120	
08/11/21	956000	2604			62881	147	10/12/21	1201534	2851			75904	323	12/13/21	1419171	4099			90368	252	02/13/22	2043432	1208			110544	33	
08/12/21	958514	2514			63011	130	10/13/21	1205122	3588			76289	385	12/14/21	1425757	6586			90923	555	02/14/22	2044437	1005			110643	99	
08/13/21	960618	2104			63117	106	10/14/21	1208763	3641			76590	301	12/15/21	1433283	7526			91409	486	02/15/22	2045747	1310			110874	231	
08/14/21	962798	2180			63193	76	10/15/21	1212483	3720			76880	290	12/16/21	1442275	8792			91800	391	02/16/22	2047329	1582			111086	212	
08/15/21	964600	1802			63232	39	10/16/21	1215148	2665			77061	181	12/17/21	1449229	7154			92195	395	02/17/22	2048660	1331			111252	166	
08/16/21	965905	1305			63351	119	10/17/21	1217287	2139			77126	65	12/18/21	1457071	7842			92460	265	02/18/22	2050079	1419			111398	146	
08/17/21	968127	2222			63517	166	10/18/21	1219303	2016			77390	264	12/19/21	1463518	6447			92519	59	02/19/22	2051129	1050			111511	113	
08/18/21	970741	2614			63745	228	10/19/21	1221302	1999			77738	348	12/20/21	1469910	6392			92718	199	02/20/22	2051836	707			111541	30	
08/19/21	973406	2665			63915	170	10/20/21	1224400	3098			77974	236	12/21/21	1478239	8329			93302	584	02/21/22	2052480	644			111583	42	
08/20/21	976349	2943			64061	146	10/21/21	1227147	2747			78249	275	12/22/21	1487336	9097			93794	492	02/22/22	2053376	896			111707	124	
08/21/21	979074	2725			64186	125	10/22/21	1229980	2833			78488	239	12/23/21	1500464	13128			94130	336	02/23/22	2054258	882			111905	198	
08/22/21	981066	1992			64215	29	10/23/21	1232420	2440			78657	169	12/24/21	1511313	10849			94353	223	02/24/22	2055129	871			112056	151	
08/23/21	983574	2508			64351	136	10/24/21	1234533	2113			78711	54	12/25/21	1520606	9293			94407	54	02/25/22	2056169	1040			112203	147	
08/24/21	986749	3175			64602	251	10/25/21	1236026	1493			78853	142	12/26/21	1529899	9293			94462	55	02/26/22	2056869	700			112255	52	
08/25/21	989925	3176			64853	251	10/26/21	1238345	2319			79136	283	12/27/21	1535728	5829			94673	211	02/27/22	2057570	701			112307	52	
08/26/21	994199	4274			65035	182	10/27/21	1240827	2482			79297	161	12/28/21	1544910	9182			95117	444	02/28/22	2058103	533			112363	56	
08/27/21	998127	3928			65200	165	10/28/21	1243799	2972			79475	178	12/29/21	1559642	14732			95709	592	03/01/22	2058712	609			112480	117	
08/28/21	1002202	4075			65315	115	10/29/21	1246090	2291			79651	176	12/30/21	1573656	14014			96193	484	03/02/22	2059493	781			112591	111	
08/29/21	1005664	3462			65349	34	10/30/21	1248661	2571			79773	122	12/31/21	1589233	15577			96443	250	03/03/22	2060268	775			112683	92	
08/30/21	1008142	2478			65453	104	10/31/21	1250548	1887			79832	59	01/01/22	1604332	15099			96534	91	03/04/22	2060829	561			112748	65	
08/31/21	1012171	4029			65771	318	11/01/21	1252155	1607			79986	154	01/02/22	1619431	15099			96626	92	03/05/22	2061394	565			112793	45	
09/01/21	1016992	4821			66013	242	11/02/21	1254474	2319			80268	282	01/03/22	1635288	15857			96976	350	03/06/22	2061694	300			112810	17	
09/02/21	1022497	5505			66253	240	11/03/21	1257477	3003			80450	182	01/04/22	1649238	13950			97684	708	03/07/22	2062003	309			112867	57	
09/03/21	1027467	4970			66469	216	11/04/21	1260455	2978			80615	165	01/05/22	1662017	12779			98277	593	03/08/22	2062529	526			112951	84	
09/04/21	1032606	5139			66628	159	11/05/21	1263233	2778			80852	237	01/06/22	1676478	14461			98730	453	03/09/22	2063068	539			113002	51	
09/05/21	1037307	4701			66680	52	11/06/21	1265371	2138			80979	127	01/07/22	1689856	13378			99170	440	03/10/22	2063636	568			113070	68	
09/06/21	1040700	3393			66741	61	11/07/21	1268574	3203			81036	57	01/08/22	1703707	13851			99439	269	03/11/22	2064036	400			113118	48	
09/07/21	1044584	3884			66982	241	11/08/21	1270565	1991			81183	147	01/09/22	1719130	15423			99531	92	03/12/22	2064342	306			113161	43	
09/08/21	1049094	4510			67439	457	11/09/21	1273435	2870			81504	321	01/10/22	1733938	14808			99830	299	03/13/22	2064557	215			113165	4	
09/09/21	1055038	5944			67694	255	11/10/21	1276777	3342			81745	241	01/11/22	1748176	14238			100272	442								
09/10/21	1061855	6817			67955	261	11/11/21	1280145	3368			81935	190	01/12/22	1763359	15363			100771	499	03/17/22	2065250	346	(Average)		113268	51	
09/11/21	1068402	6547			68124	169	11/12/21	1283861	3716			82075	140	01/13/22	1776050	12511			101187	416								
09/12/21	1072143	3741			68199	75	11/13/21	1287161	3300			82239	164	01/14/22	1806548	30498			101659	472	03/24/22	2068276	333	(average)		113572	29	
09/13/21	1076679	4536			68431	232	11/14/21	1290090	2929			82311	72	01/15/22	1845521	38973			102004	345								